



Research-Bas

*UAF College of Rural and Community Development
Interior-Aleutians Campus Impact Study*

Prepared for:

Interior-Aleutians Campus

Prepared by:

Juneau • Anchorage

Table of Contents

የግንባታ ስራ ስራ ስራ	1
የግንባታ ስራ ስራ ስራ	3
In rod c ion.....	3
Me hodolog	3
የግንባታ ስራ ስራ ስራ	4
In erior-Ale ian Camp	4
የግንባታ ስራ ስራ	12
Enrollmen Trend	12
S den Enrollmen Charac eri ic and Demographic	13
የግንባታ ስራ ስራ ስራ	18
Re en e.....	18
E pendi re	20
የግንባታ ስራ ስራ ስራ	24
የግንባታ ስራ ስራ ስራ	27

Summary of Findings

The Interior-Alaskan Camp (IAC) conducted with McDoell Group to assess the impact of the camp on interior area communities, the Fairbank area, and statewide. To find out the impact of the camp, in addition to quantitative data, the team gathered qualitative information through interviews with college administration, local go

Introduction and Methodology

IAC conducted the McDoell Group's economic impact of the campus on the Fairbank area and a detailed analysis of the school's qualitative benefits to residents of the Interior-Alaskan service area. Economic impact includes spending by IAC and its employees, as well as the circulation of the dollar through the regional and state economies. Qualitative benefits are difficult to measure in dollars but are equally important. They include the campus' production of educated individuals who will enhance their local workforce and its effect on area residents' quality of life in terms of academic opportunities.

Introduction

IAC is a community campus within the University of Alaska Fairbank's (UAF) College of Rural & Community Development. UAF is part of the University of Alaska (UA) system, the only public university in Alaska, serving about 47,000 students annually throughout the state via three regional hubs: University of Alaska Fairbank, University of Alaska Anchorage, and University of Alaska Southeast.

Serving roughly 400 to 500 students each semester, IAC offers a wide range of degree and certificate programs on campus as well as at UAF and University of Alaska Anchorage (UAA) via distance learning opportunities.

Methodology

The economic impact section of this study examines the cumulative effect of IAC-related payroll and expenditure within the region and state. This study is similar to the impact analysis of the University of Alaska system, conducted by McDoell Group in 2007. Following the general methodology of that study, regional and state economic multipliers were applied to IAC-associated expenditure to measure indirect and induced impacts.

Multipliers are derived from a detailed input-output model, IMPLAN, along with McDoell Group's project experience and analysis.¹

Profile of Campus and Programs

Interior-Aleutians Campus

Serving the Interior of Alaska is all across the Aleutian Islands, IAC serves an area of over 200,000 square miles, nearly as large as the area of France. The campus serves 11 separate school districts and three regional Native corporations, and is the largest U.S. rural campus based on land area. IAC's mission is to provide lifelong educational opportunities for rural Alaskans and Alaska Natives through distance, culture, and quality of life.

The campus is an Alaska Native Serving Institution, meaning that the campus develops culturally relevant programs that are place-based. This allows students to attend a learning center either in their home or in a nearby community instead of having to travel to a distant campus. Special attention is paid to delivering

Yukon-Charley Rivers National Preserve (Yukon-Charley)

Several villages on the Lower Yukon and Upper Kuskokwim River, the majority of the population in Alaska Native, mostly Athabaskan. The Center provides core infrastructure, including applied mining training to help re-identify and prepare for employment in the mining industry. The village served include Anvik, Graveling, Holcroft, Lake Minchumina, Lime Village, McGrath, Medfra, Nikolai, Shageluk, Takanona, and Telida.

Yukon-Flatten (Yukon-Flatten)

Located in Fairbanks in UAF's Harper Building, the center serves the village surrounding Fairbanks. The village served include Anderson, Cantwell, Clear, Denali Park, Healy, Liengood, Manley Hot Spring, Minner, Nenana, Rampart, and Tanana.

Yukon-Koyukuk National Preserve (Yukon-Koyukuk)

Unique among the wilderness centers, all the communities served by the Tok University Center are on the road system. The area covers over 30,000 square miles with a population of approximately 2,300 people. The Center helps register, identify, provide information about financial aid, and provide classroom space. The village served include Alcan Border, Bondar, Chicken, Dooly Lake, Eagle, Menawa Lake, North Fork, Tanacross, Tetlin, and Tok.

Yukon-Charley Rivers National Preserve (Yukon-Charley)

The Yukon-Flatten Center provides higher education to a regional population of 1,320 spread throughout the village along the Yukon River and its tributaries. Only a couple of the villages in the region are connected by the road system. The population is predominantly Alaska Native; the majority (86 percent) are Athabaskan. The Yukon-Flatten Center is a partner with the Council of Athabaskan Tribal Governments, and offer a certificate through the Young Athabaskan program in Early Childhood Development. The village served include Arctic Village, Beaver, Birch Creek, Central, Circle Hot Spring, Chalkyik, Circle, Fort Yukon, Seward Village, and Venetie.

Yukon-Koyukuk National Preserve (Yukon-Koyukuk)

The Yukon-Koyukuk Center, based in Galena, provides support to villages along the Yukon and Kuskokwim River system. Covering an area of over 60,000 square miles, none of the villages served are accessible by road. Growing academic interest in the area include eco-tourism, Rural Human Services, Rural Development and Native Language Instruction. The village served include Allakake, Alana, Belle, Eganville, Galena, Hghe, Hlialia, Kalag, Kookk, Nlao, and Rb.

Academic Programs

IAC offer den acce o man differen program , ranging from occ pa ional endor emen o bachelor' degree . The Camp par

ma hema ic and b ild pon an earlier gran Reach o Teach. U ing a m l i-par ner hip approach, IAC eek o increa e he n mber of A oca e grad a e ho ill hen ran fer o a Bachelor of Ed ca ion program. IAC' o reach effor incl de high school den in ol ed in he f re Ed ca or of Ala ka. The program ha he follo ing objec i e :

- To a i in he de elopmen of ne F re Ed ca or of Ala ka cl b .
- To ppor po en ial eacher candida e den enrolled in a oca e program .
- To collabora e i h school of ed ca ion o facilia e he moo h ran i ion of AA/AS grad a e in o baccala rea e ed ca ion program .

• • • A' • •

The Effie Kokrine Earl College Program i f nded hro gh a Bill and Melinda Ga e Fo nda ion gran from An ioch Uni er i in Sea le, Wa hing on and i in i final ear. The program i de igned o gi e minori high school den a j mp- ar in o he college a mo phere. S den ake college cla e and recei e d al credi hro gh hi high school program. A college coordina or a IAC ork i h Effie Kokrine Char er School o de ermine he need of he school and coordina e cla e . IAC and Effie Kokrine aff ork i h a eering commi ee i h repre ena i e from UAF, Fairbank Na i e A oca ion, Tanana Chief Conference, paren , and comm ni member o a re he program mee he need of he den and he school. Uni er i cla e ha ha e been a gh a Effie incl de: Biolog , Arc ic S r i al, S d Skill , Ar , Drama, B h Ph ic ,

include core in area such as welding, construction, aviation, and applied business. The Tech Prep program works with local high school and school districts as well as the Department of Education to develop the program core. Upon high school graduation, a Tech Prep student will have made significant progress

Additionally, an Occasional Endowment in Renewable Energy is under development. The cost of energy in Alaska, particularly rural Alaska, is significant. There is a need in the development of renewable energy infrastructure in Alaska and an expanding array of funding opportunities for such projects from state and federal programs. A variety of weatherization and renewable energy grant and loan programs are available for individual. As a result, the development of new cooperative work in renewable energy has been recognized as an important part of the basic CTT electrical curriculum. In the coming year, a Renewable Energy classroom will be built in Fort Yukon, leading the state to meaningful address the potential of rural communities to embrace greater energy independence.

Education: Para-Professional program (EDPA)

The Education: Para-Professional program (EDPA) is designed to prepare students to work in classrooms assisting teachers. The program meets standard established by the No Child Left Behind Act, a national standard developed by the State of Alaska for teacher aides. The curriculum emphasizes school protocol, classroom methods, management, and assessment. In rural Alaska, teacher aides are often the most visible element of the school educational staff. EDPA will prepare students for employment and improve the skill of those currently employed in various educational settings. Graduates can continue their education and work toward a Bachelor of Arts in Elementary Education.

Alaska Tribal Technical Assistance Center (TTAC)

The Alaska Tribal Technical Assistance Center (TTAC) was modeled on IAC in 2007 with the help of a grant from the U.S. Department of Transportation Federal Highway Administration.

TTAC provides Tribal governments in Alaska with assistance in fulfilling educational and technical needs with the goal of improving transportation infrastructure in Alaska. The program offers both workforce development and management training programs, including the Alaska Road Scholar Program (see below). The center provides a key link to the services of the Alaska University Transportation Center (AUTC) and the federal Local Technical Assistance Program (LTAP) located in Fairbank. TTAC provides information through newsletters, local classes, workshops and individual consulting.

Alaska Road Scholar Program (ARSP)

The Alaska Road Scholar Program (ARSP) promotes delivery of transportation-related training opportunities and potential rural Alaska workforce participation. The transportation network in rural Alaska is a multimodal, and includes traditional air, road, and river/marine. It also includes a non-recreational ATV and snow machine trail, boardwalk/board road, seasonal access roads, and pedestrian facilities. The transportation system provides a critical link to employment as well as to other village infrastructure such as a clinic, school, Tribal office, and community building. This complex network requires a trained workforce to operate a Tribal or municipal program manager, as well as a skilled staff to construct, operate, and maintain these facilities.

The Alaska Road Scholar Program is an Occasional Endowment certification through IAC has delivered transportation-related training opportunities and potential rural Alaska workforce participation. To date, ARSP has reached over 150 students from 5 rural Alaska communities.

Enrollment

On average, IAC enroll 400 to 500 students each semester. This student population includes all students receiving instruction and services from IAC regardless of their degree program location. For example, some IAC students are enrolled in degree programs based in Fairbank or Anchorage, but complete general requirements at IAC. About 35 percent of 2008 IAC students were enrolled in programs at other UA campuses.

Student enrollment at IAC is measured in two ways: headcount and student credit hour (SCH). Headcount measures the number of students enrolled in a number of classes, while SCH accounts for the number of course credits each student is taking. For example, enrolling in one three-credit course each semester is reflected by a headcount of 10 and total SCH of 30. Ten students taking 12 credits each (full-time) is reflected by a headcount of 10 and total SCH of 120. Within the higher education arena, SCH is considered the more accurate measure of a school's production and is more closely associated with its revenue stream. Both measures will be presented in the following section.

Enrollment Trends

Overall, IAC enrollment declined by 17 percent from FY 2000 to FY 2008. From FY 2000 to FY 2004, enrollment had increased significantly due to increased grant funding and favorable enrollment policies. However, in FY 2005, enrollment dropped significantly. According to IAC administration, the major factor in decreased enrollment is related to an increase in the cost of raising a child for local school districts. This type of raising is organized and delivered by local school districts but students were enrolled and received credits through IAC.

IAC's only role is to provide college-level accreditation for the classes. IAC typically received a fee of \$35 to \$55 per student. A policy change by UAF in 2004 required that IAC charge a full, per-credit-hour fee (\$90 in 2004 and \$99 in 2005) for the school district classes. This sizable increase in fee resulted in a steep decline in enrollment for the entire class.

Secondarily, weak economic conditions led to a decline in enrollment for personal income earners.

Enrollment remained stable between FY 2005 and FY 2008 at about 1,100. The following table presents 10-year trend information for student enrollment.

()

جدول 2
 أ. عدد المزارعين في القطاع الزراعي، 2000-2009

السنة	القطاع الزراعي	عدد المزارعين	عدد المزارعين	عدد المزارعين
2000	1	594	574	1,169
2001	4	676	593	1,273
2002	-	625	709	

The following table includes IAC Fall 2008 den-in- a e comm n i e of origin no li ed in Table 5.

A r e p u l a n c e s r e c o r d e d i n A l a s k a , 2 0 0 8

2 4 r e r

B e r n a r d , B e r n a r d , B e r n a r d , Kodiak, Nor h a , Palmer, Se a r d, Shi m a r e f, Arc i c Village, B e a e r, Emmonak, For Wain r i g h , J n e a , K e n a i , K e n a i , N e S a h o k, N e S a h o k , R i e r , R i e r , Tok o o k B a , A m b l e r, A n a k k P a , A n a k k P a , E a g l e R i e r, E n g l i s h B a , E n g l i s h B a , I l l i m n a , K e c h i k a n, M a n o k o a k, M e n a a L a k e, N o a a k, P o i n t H o p e, S a i n M a r t i n , S a i n M i c h a e l, S o l d o n a, T h o r n e B a , W a i l l a

1 r e r

A n g o o n, A m a l a k, B e r n a r d F i e l d, C h e f o r n a k, C h e a k, C h i g n i k L a g o o n, C h i i n a, C h a h b a l k, C o r d o a, C r o o k e d C r e e k, D e e r i n g, G a k o n a, G l e n n a l l e n, G r a l i n g, H a i n e , H o m e r, H o o n a h, K a k e, K a l k a g, K e n a i, K i a n a, K i p n i k, K o b i k, K o l i g a n e k, K o k i k, L e e l o c k, L o e r K a l k a g, M a n l e H o S p r i n g , M e k o r k, M e l a k a l a, M i n o, M o n a i n V i l l a g e, N a p a k i a k, N e l o n L a g o o n, N i g h m e, N i k o l a i, N i q u i t, N n a p i c h k, P e e r b r g, S a o o n g a, S c a m m o n B a , S e l a i k, S e l d o i a, S e b b i n, S e r l i n g, S o n R i e r, T a n a n a, T o g i a k, T o n e k, V a l d e

Source: UAF Planning, Analysis, and Informational Research.

*Origin in the location of a den when first enrolling a denier and may differ from a den center in a city, town, or village. For Alaska den enrollment denier, the origin recorded a city or village. For den of other area, the origin recorded a home address from which the den came. In the case of a foreign den, the origin address recorded a home country.

Note: IAC service area communities are in bold.

Figure 6

IAC's student body is diverse and non-racial. In Fall 2008, the average age among IAC students is 36 years old, 1 year older than the average UA student. Over one-fifth of students are age 50 or older, while only 8 percent are between the age of 20 and 24. Seventy-one percent of enrolled students are female and over half are Alaska Natives. Of the enrolled students, 38 percent identified themselves as White and 4 percent as American Indian.

Figure 6
Enrollment by Age and Race, 2008

	Count	Percentage
Gender		
Female	344	71%
Male	141	29%
Race		
White	185	38%
Alaska Native	262	54%
Other	20	4%
Not reported	18	4%
Average Age		36 years old

Source: UAS Career Planning and Budget.

Figure 7

IAC has graduated between 12 and 59 students annually between 1999 and 2008. During the 10-year period, IAC awarded 240 certificates, 88 associate degrees and 11 baccalaureate degrees. In FY 2008, the campus awarded 42 certificates, 11 associate degrees, and one baccalaureate degree. According to IAC administration, the campus works hard to facilitate students meeting their academic goals.

Figure 7
Academic Awards, 1999 - 2008

Year	Certificates	Associate Degrees	Baccalaureate Degrees	Total
1999	16	0	2	25
2000	14	4	1	19
2001	9	6	3	18
2002	11	5	4	20
2003	5	6	1	12

Table B.1

A clear indication of the financial benefit of graduation of IAC is demonstrated in a 2008 study by the Alabama Department of Labor and Workforce Development (DOLWD).² After graduation, IAC graduates earned higher wages and tended to remain and work in the state. As part of the study, DOLWD looked at 140 FY 2006 IAC vocational program graduates and compared their level of employment and earnings before graduation with the period between 12 months after graduation. Average quarterly wage increased by 9 percent from \$6,202 to \$6,754. While data specific to the residence of IAC graduates was not included in the report, 80 percent of all FY 2006 UA graduates were still working in Alabama in 2007.




Table B.1

	Before	After	% Change
Average quarterly earnings	\$6,202	\$6,754	+9%

Source: Training Program Performance 2006, Alabama Department of Labor and Workforce Development, February

IAC Revenue and Expenditures

Direct impact of IAC include pending related to college activities: payroll, goods and services, and student aid, among others. Direct impact also include IAC expenditure on capital projects, which are construction of new buildings and the purchase of equipment.

Revenue

Funding for IAC comes from a number of sources, including State of Alaska general fund, student union, federal receipts, and auxiliary receipts. The following table details IAC revenue sources and funding amounts for FY 2007 and FY 2008.

Total revenue for IAC increased 11 percent from \$3.8 million in FY 2007 to \$4.2 million in FY 2008. Federal receipts and state appropriation accounted for 78 percent of revenue.

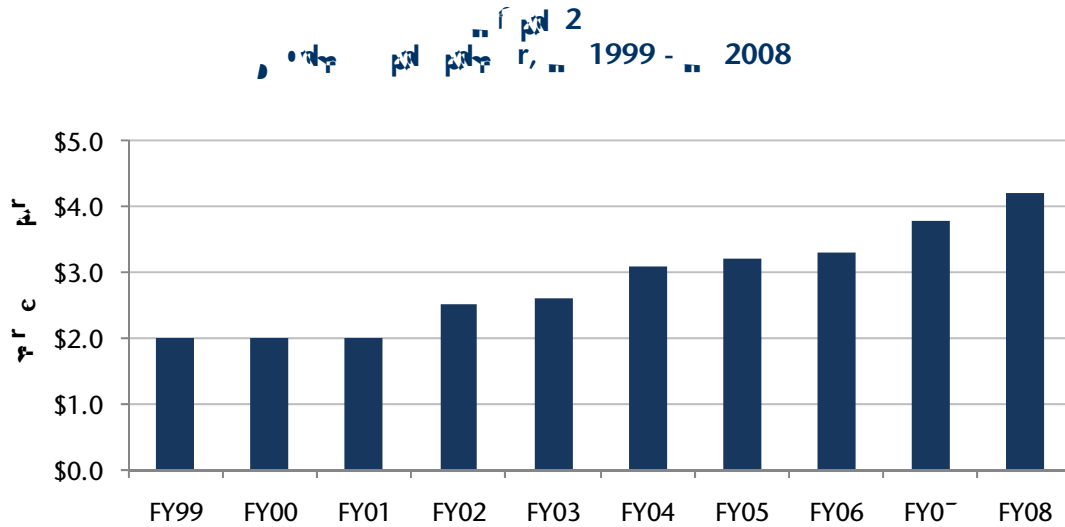
	2007	2008
State Appropriation		
State appropriation	\$1,402,600	\$1,523,000
Student union and fee	333,500	306,900
Educational program funding	-	6,400
Indirect cost recovery	100,800	152,100
UA receipts	391,100	264,200
UA intra-agency transfer	-	9,900
Federal Receipts		
Federal receipts	\$1,433,300	\$1,766,000
Auxiliary Receipts	103,600	133,200
Total Revenue	\$3,764,900	\$4,231,700

Source: UA Statewide Planning and Budget. Figures have been rounded.

Expenditures

Expenditure Trends

IAC expenditure has steadily increased since FY 2001 from \$2.0 million in FY 2001 to \$4.2 million in FY 2008.



Source: UAS Administrative Planning and Budget.

Expenditures

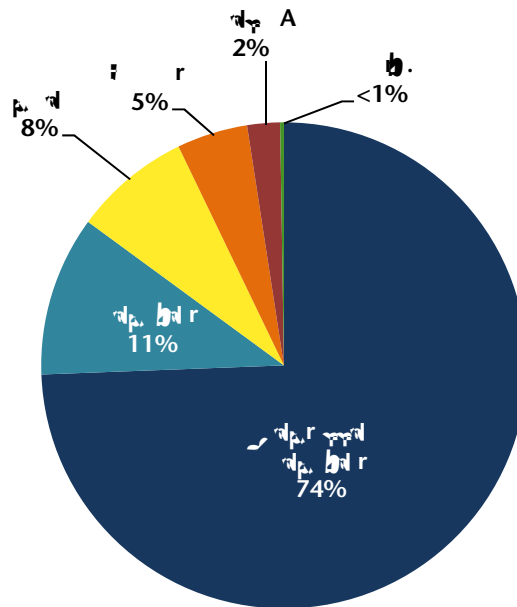
IAC-related expenditures include pending on facilities and payroll, good and services, travel, dental aid and equipment. In FY 2008, IAC pending totaled approximately \$4.2 million, with the majority of pending (\$3.1 million) on wages and benefits. Expenditures on contracts services amounted to \$445,500, while travel expenses were \$325,800, and commodities \$197,200. Other pending included dental aid and miscellaneous expenses.

Category	Amount	% of Total
Personnel Services (Wages and Benefits)	\$3,111,200	74%
Contracts (Services)	445,500	11%
Travel	325,800	8%
Commodities (Goods)	197,200	5%
Dental Aid	91,400	2%
Miscellaneous	10,500	<1%
Total Expenditures	\$4,181,600	100%

Source: UAS Administrative Planning and Budget.

Nearly three-quarters (74 percent) of IAC pending claims allocated to personnel services, which include employee payroll and benefits.

Figure 3
 IAC Pending Claims by Category, FY 2008



Appendix A

The team analyzed detailed pending data provided by UAF Financial Services for IAC non-personnel pending. Ratios were developed for employee benefits location and applied to the IAC pending data in Table 10 of this document. IAC non-personnel employee benefits totaled nearly \$1 million in FY 2008. The majority of IAC pending (82 percent) occurred within the state. Half of pending on good and services occurred in Fairbanks and 9 percent in Anchorage. Approximately 9 percent of purchases were made from 30 business, enterprise and individual in IAC services area community. In total, pending occurred within nearly 200 business, enterprise and individual in the state.

Table 11: Pending Projects, FY 2008

In addition to normal camp pending, nearly \$1 million is pending on behalf of IAC in FY 2008 on four projects. This pending, called Fund 5 account, is money (generally federal grant) pending UAF on major capital projects on behalf of the camp. The five funds, however, are not included in IAC's budget and therefore are not included in Table 9. To show the full extent of IAC's pending impact, the detailed amount included Fund 5 pending in the economic impact analysis section of this report. The table below outlines total pending for the four projects.

Table 11: Pending Projects, FY 2008

	Amount
Tok center renovation Phase I	\$643,000
Tok center renovation Phase II	249,000
Yukon Flats classroom addition	74,000
Harper building maintenance (Fairbank)	15,000
Total	\$981,000

Source: UAF Facilities Services and McDoell Group analysis. Note: Figures have been rounded. Project figures are for FY 2008 and may or may not reflect the total cost of each project.

Based on data provided by UAF Facilities Services and interview with knowledgeable Fairbank construction company manager, the detailed amount employed, pending on wages and benefits, and capital expenditure related to the projects. According to UAF Facilities Services design, engineering, and project management were handled by Fairbank staff. The contractors to complete all of the projects were all awarded to Fairbank contractor. Because renovation work tends to be more labor-intensive than new construction, wages and benefits are significant.

Direct employment for the projects is roughly estimated to be about 16 to 20 temporary jobs total, including design, project management and construction. The majority of these jobs were filled by Fairbank residents; however, several Tok residents were hired to work on phase I and II of the project, and a couple of For Yukon residents were hired to work on the classroom addition. Nearly all material and supplies were ordered through Fairbank. There is a likelihood some small amount of incidental pending on goods and services in Tok and For Yukon.

Table 12: Pending Projects, FY 2008

	Amount
Wages and benefits	\$568,000
Capital expenditure (material, equipment and supplies)	413,000
Total	\$981,000

Source: UAF Facilities Services and McDoell Group analysis. Note: Figures have been rounded.

UAF

Employment during the Fall 2007 and Spring 2008 semester averaged about 50 to 60 jobs (this includes the Fairbank office, international center, and adjunct faculty). Typical staffing levels are illustrated in the table below. In Spring 2008, the campus employed 10 regular faculty and 28 regular staff, a total of 12 adjunct faculty and eight temporary staff. When the full academic year is considered (instructor break and summer staffing employment included), annual average employment at UAF is about 46 people.

Table 13
Faculty and Staff, Spring 2008

Faculty regular	10
Faculty temporary	12
Staff regular	28
Staff temporary	8
Total	58

Source: UAF College of Research and Community Development.

Overall, all IAC FY 2008 payroll and benefits of \$3.1 million are paid to Alaska residents (\$65 million out-of-state).

Economic Impacts of IAC

The economic impact estimates below are based on a detailed input-output model, IMPLAN, which estimates multiplier for determining the effect of employment and payroll on regional and statewide economies. There are three types of economic impact related to IAC spending and employment:

- 1. **Direct Impact:** Camp spending on goods, services, and payroll.
- 2. **Indirect Impact:** Job and income in business providing goods and services to the camp. For example, vendors who conduct business with IAC in rental and other supplies, rent office space, and purchase services from other local providers in support of their day-to-day business operations. This spending creates additional jobs and income in the region (and statewide).
- 3. **Induced Impact:** Job and income created as a result of camp employees spending their payroll dollars in the local economy (these are sometimes termed induced impacts).

Indirect and induced economic impacts, often described as multiplier effects, are important components of the overall economic impact of the IAC. In general,

Additional Capital Expenditure Impacts

Summary of Economic Impacts

The following table summarizes the total impact of IAC direct spending and additional capital expenditure.

The camp had total direct spending in the Fairbank North Star Borough of about \$3.5 million, which resulted in estimated total economic activity of \$4.7 million in the borough. Secondary direct spending for IAC is a job under \$5 million and resulted in an estimated \$7.3 million in total economic activity.

Figure 17
 Fairbank North Star Borough
 Economic Impact of IAC Direct Spending and Additional Capital Expenditure, 2008

	Direct Spending	Secondary Spending	Total Spending
Direct Spending			
Employment	44	21	65
Labor income (payroll & benefits)	\$2,540,000	\$870,000	\$3,410,000
Material, equipment and supplies	916,000	367,000	1,283,000
Total	\$3,456,000	\$1,237,000	\$4,693,000
Secondary Spending			
Employment	63	34	97
Labor income (payroll & benefits)	\$3,676,000	\$1,559,000	\$5,235,000
Material, equipment and supplies	1,280,000	757,000	2,037,000
Total	\$4,956,000	\$2,316,000	\$7,272,000

Source: UAF Secondary Planning and Budgeting, UAF in Review, 2009, UAF Facility Services and McDowell Group analysis. Note: Figures have been rounded.

Discussion

In the scope of this report it is not possible to measure the indirect and induced impact of IAC employment and spending on each of the camp's rural center communities outside of Fairbank; however, the impact of IAC spending in the community is important. IAC is a significant contributor to the economy of the rural center, providing about a dozen jobs annually, \$700,000 in wages and benefits, and roughly \$100,000 in spending on goods and services. In addition to normal IAC spending, the renovation project in Tok and For Ykon resulted in several local jobs and incidental spending that provided a boost to the local economy.

Community Value of IAC

The value of Interior-Alaskan Camps extend far beyond their economic contribution to the region. The

Handwritten text in a non-Latin script, possibly a form of shorthand or a specific dialect. It consists of several lines of characters, some of which are enclosed in boxes.

Handwritten text in a non-Latin script, similar to the first block, with some characters boxed.

Handwritten text in a non-Latin script, continuing the sequence of lines.

Handwritten text in a non-Latin script, the final block of text in the upper section.

Man of the interior mentioned how connected IAC is with the communication. This allows the identity to feel comfortable approaching the camp and helping IAC understand the unique need of rural Alaska. As an interior leader, I'm really one of the foremost people who get close to the people. The

The following are comments about the program or course:

The program helped me in many ways. I learned a lot of new things and met many people. The staff was very helpful and friendly. I enjoyed the program very much and would recommend it to others.

I liked the program very much. The staff was very helpful and friendly. I learned a lot of new things and met many people. The program was very interesting and I enjoyed it very much.

The program was very helpful. I learned a lot of new things and met many people. The staff was very helpful and friendly. I enjoyed the program very much and would recommend it to others.

I liked the program very much. The staff was very helpful and friendly. I learned a lot of new things and met many people. The program was very interesting and I enjoyed it very much.

The program helped me in many ways. I learned a lot of new things and met many people. The staff was very helpful and friendly. I enjoyed the program very much and would recommend it to others.

I liked the program very much. The staff was very helpful and friendly. I learned a lot of new things and met many people. The program was very interesting and I enjoyed it very much.

The program was very helpful. I learned a lot of new things and met many people. The staff was very helpful and friendly. I enjoyed the program very much and would recommend it to others.

The inter-tribe educational home program helped workforce development in the area. By providing program has helped train them for job opportunities. IAC help them secure job has allowed them to improve their community. As an inter-tribe leader, IAC recognize the need of the community and help prepare them for the local workforce. Another added, I think IAC contribute reminding. The program has succeeded and done a good job. For example, job in the Tanacross Tribal Council and construction trade. We have graduated lots of students.

I, _____, A, A,

When discussing IAC, inter-tribe were inclined to mention how much IAC has contributed to supporting the community in the pan-tribe region. As one inter-tribe leader, I am really pleased. I keep going back because of its good work. I really like the approach to community development. I like to include, and help

al a an o bring e er one along. The reall li en o he people in he comm ni o make re he are re pon i e o he need of e er one.

No onl doe IAC pro ide program , i al o pro ide eq ipmen , cla room pace, and enco ragemen o re iden . An in er ie ee a ed, We al o ork i h he school in he comm ni ie . We hare cla room , elephone and in erne acce .

In er ie ee no ed ho IAC enco raged re iden o con in e heir ed ca ion, from ba ic co r e o per onal in ere . For e ample, an in er ie ee men ioned ho IAC enco raged people o ge back in o school if he had been o for a hile: Their pre ence p here allo people o ge ome ba ic ed ca ion if he ha e been o of school for a hile. For e ample, he ba ic general ed ca ion co r e and comp er li erac co r e are good. Ano her men ioned he a ailabili for an one o ake co r e : The are a ailable o hoe er an o ake co r e , from gardening and e ing cla e o academic cla e .